



### Bus Sales Team

**Randy Johnson** (Northern MN)  
C: 612.850.5839  
E: randyjohnson@hoglundbus.com

**Doug Erdmann** (Metro MN)  
C: 612.756.3335  
E: dougerdman@hoglundbus.com

**Kevin Schmidt** (Southern MN)  
C: 612.819.6017  
E: kevin schmidt@hoglundbus.com

**Chris Sexton** (Used Inventory Manager)  
D: 763.271.2974  
E: chris.sexton@hoglundbus.com

### Parts Sales Team

**Jim Lanz**  
C: 763.213.3531  
E: jimlanz@hoglundbus.com

**Greg Weitzel**  
C: 612.812.9421  
E: gregweitzel@hoglundbus.com

**Mick Maher**  
C: 612.756.0990  
E: mick.maher@hoglundbus.com

### DIRECT LINES:

Sales: 800.866.3105

Parts: 800.866.3104

Service: 763.271.2999

Tech Line: 763.271.2982



www.hoglundbus.com

OCTOBER 2017

School Bus Flyer



# DRIVING OPPORTUNITY






Ready to make the switch to propane? IC Bus is offering a \$5,000 grant to school districts purchasing propane-powered school buses.\*

IC Bus is offering a \$5,000 grant to school districts who purchase IC Bus's propane-powered CE Series. These grants are determined by the total number of propane-powered buses acquired and placed into operation during the specified time period. Receive up to \$5,000 per newly purchased propane-powered CE Series. Contact your IC Bus dealer to learn more or visit [www.hoglundbus.com](http://www.hoglundbus.com) for details and requirements.

### Empower Your Fleet Operations With More Visibility Than Ever Before

OnCommand™ Connection is the industry's first and only open architecture remote diagnostic system for fleets of all makes and models of vehicles. Use OnCommand™ Connection to proactively identify potential problems, improve vehicle uptime, control maintenance and lower repair costs.

### Features & Benefits

-  **Reduce** en-route events by proactively scheduling maintenance and repair
-  **Map** tools that plot truck locations, nearest dealers, hotels and local towing providers
-  **Generate** real-time comprehensive vehicle health reports
-  **Understand** fault codes quickly and easily with descriptions in plain English
-  **Gain** more insight with fault code action plans that provide severity information & recommend solutions

OnCommand™ Connection is integrated with the following service providers:



## Bus Entrance Door Locks / Vandal Lock Pin

Source: iKNOW article IK160029

**Applies To:** Bus CE and RE 2017 and newer RE and CE bus with optional vandal lock feature 047DEH. This document will guide the user through repair installations to correct the vandal lock engaging when not intended.

**Symptom:** Vandal lock engages when not intended.

**Root Cause:** Counterweight balance rubs linkage arm, causing vandal lock to engage while unit is in operation.

KIT DESCRIPTION	PART NUMBER	QUANTITY REQ.
Spring, Accelerator Return	540183 available from Worldwide Equipment 304-345-2490 Chuck Bennett	1, if needed
Sealant, Loctite Blue 242	PTX24200	as needed
Nut		2 if spring is used
Washer		2 if spring is used

**REPAIR STEPS:** Refer to IK2200087 Bus Entrance Door Adjustment Procedures

1. Park vehicle on a flat surface.
2. Shift transmission to Park or Neutral, and set the parking brake.
3. Turn vehicle ignition to key OFF position.
4. Install wheel chocks.
5. Check for paint damage on counter balance per Figure 1. If there are signs of rubbing or scraping on the paint of the counter balance, adjust the FRONT door leaf tie rod to achieve a MINIMUM 1/16" gap when the door is open. Note: Front leaf may be 90 degrees or less while full open.
6. Check for loose linkage and excessive play, see Figure 2. If the pivot arm bolt is loose, remove the bolt. Apply Loctite 242 to the threads, reinstall and tighten pivot arm bolt to 24 ft-lbs (+/- 3 ft-lbs).
7. Check the pin hold down force using a force gauge. If force is not between 5-7 lbs, adjust the center pivot. See Figure 3. Holding the nut behind the bracket, loosen or tighten the front bolt until 5-7 lbs force is achieved.

**NOTE:** If the issue is not resolved, complete step 8, otherwise go to step 9.

8. (Optional per NOTE above) A 4" spring will be used to help hold the pin in position. See Figure 4. Using pliers, adjust the spring length to the correct force to drop the pin when the lock is activated. Approximate spring stretch is 4.5". Attach the spring to the lever on one end and on the other end to the overhead mounting stud with 2 nuts and 2 washers (one nut and washer on each side of the spring).
9. Ensure that the vandal lock actuates up and down properly.
10. Remove wheel chocks.



Figure 1



Figure 3



Figure 2



Figure 4

### Service Special: 5 Section Inspection:

- Under the Hood Inspection
- Heater System Inspection
- Air Dryer System Inspection
- Electrical Inspection
- Chassis Inspection

**\$135.<sup>00</sup>**



**TECH SUPPORT:** We invite you to contact our tech help-line with any technical or training questions.

**Doug Yager:** D: 763.271.2982 • C: 763.350.2597  
E: service@hoglundbus.com

**WARRANTY SUPPORT:** We invite you to contact our warranty dept. with any questions you might have. D: 763.271.2999

## NEW BUS INVENTORY

PASS	YEAR	SPEC	MAKE	ENGINE	BRK
14	2017	1743	Ford/Collins	Ford	H
14	2017	1753	Ford/Collins	3.7G	H
16+1	2017	1742	Chev/Collins	Chev	H
18+1	2018	1815	Chev/Collins	Chev	H
22	2017	1745	Ford/Collins	Ford	H
24+0	2018	1814	Chev/Collins	Chev	H
30	2017	1761	Chev/Collins	Chev	H
34	2017	1760	Chev/Collins	Chev	H
35+1	2017	1721	IC - CE	ISB/220	A
71	2017	1715	IC - CE	ISB/240	A
77	2017	1717	IC - CE	ISB/240	A
77	2017	1732	IC - CE	ISB/240	A
77	2017	1736	IC - CE	ISB/240	A
77	2017	1758	IC - CE	ISB/240	A
77	2018	1806	IC - CE	Propane/270	A
77	2018	1808	IC - CE	ISB/240	H
77	2018	1809	IC - CE	ISB/240	A
77	2018	1810	IC - CE	ISB/240	H
77	2018	1811	IC - CE	ISB/240	H
77	2018	1854	IC - CE	ISB/240	H
77/71	2016	1646	IC - CE	ISB/240	A
77L	2018	1818	IC - CE	B6.7/220	H

\* Note: To view full list of inventory, visit [www.hoglundbus.com](http://www.hoglundbus.com)

## TRADE SHOWS

11/4 - 11/7 - NAPT, Columbus, OH  
 1/11 - 1/12 - MSBA, Minneapolis Convention Center

## USED BUS SPOTLIGHT



File: 25059A Odometer: 43,254  
 Year: 2014 Engine: MXDT/215  
 Make: IC-CE Fuel: Diesel  
 Pass: 77/71 Brake: Hydraulic

## CAN'T MAKE IT TO US? WE'LL COME TO YOU! MOBILE SERVICE AVAILABLE

Hoglund Bus Company offers Mobile Service throughout Minnesota. Contact **Tom Paulson** for details & scheduling.



**Tom Paulson**  
 D: 763.271.2962  
 E: [mobileadvisor@hoglundbus.com](mailto:mobileadvisor@hoglundbus.com)


## USED BUS INVENTORY

PASS	YEAR	MAKE	ENGINE	BRK	ODO
<b>Large Conventional Buses 65 to 77 Passenger</b>					
71	2015	IC	MXDT/230	H	63,671
77	2015	IC	MX7/240	H	35,492
65	2015	IC	ISB/220	H	46,212
77	2014	IC	MXDT/230	A	49,522
77/71	2014	IC	MXDT/215	H	43,892
65	2014	IC	MX7/240	H	40,393
77	2013	IC	MX7/220	H	56,109
72	2011	IC	MXDT/225	H	98,046
77	2010	IC	MXDT/466	H	130,948
77	2008	IC	DT466/220	H	125,337
77	2008	IC	VT365/230	H	129,575
71	2006	Frtl	CatC7/220	H	164,535
71	2005	Frtl	Merc/210	H	174,000
71	2005	IC	VT365/215	H	160,352
77	2004	IC	DT466/215	H	271,462
77	2003	Frtl	Cum. 5.9	H	162,602
77	2002	IC	T444/215	H	229,943
77	2001	Intl	DT466/215	A	190,669
78	2000	Frtl	5.9L/220	H	152,125
77	2000	Intl	T444/190	H	171,000
71	2000	Intl	DT466/215	A	257,649
77	1999	Intl	DT466/210	H	242,129
77	1997	Intl	T444/210	A	227,194
<b>Transit Buses</b>					
83	2010	IC	DT466/210	H	125,123
77	2009	BB	ISB/220	H	106,431
83	2003	TH	Cat3126/220	H	169,216
65	2003	TH	Cum. 5.9	H	200,857
<b>10 - 64 Passenger Buses</b>					
22	2002	Chev	5.7 V8 350	H	165,381
9	2002	Chev	5.7 V8 350	H	86,171
24	2009	Chev	Gas	H	156,635
59	1996	Int	DT466/190	H	232,251
<b>Special Needs &amp; Lift Buses</b>					
65+1	2015	IC	MXDT/215	H	32,576
41+3	2013	IC	MX7/240	H	70,193
26+3	2012	IC	MX7/220	H	43,692
42+5	2011	IC	MXDT/245	A	144,162
35+1	2009	IC	MX7/215	H	98,739
29+2	2009	IC	MX7/215	H	98,593
18+	2009	Chev	6.0L	H	163,691
23+3	2008	Frtl	Mercedes	H	116,521
17+1	2008	GMC	Diesel	H	80,977
28+2	2007	TH	Merc/190	H	136,091

\* Note: To view full list of inventory, visit [www.hoglundbus.com](http://www.hoglundbus.com)

\* Information deemed reliable but not guaranteed

Return Service Requested



# PARTS SPECIALS



**PA Microphone**  
 Part Number: PP604802 **\$22.<sup>50</sup>** each



**97 db Back Up Alarm**  
 Part Number: BU2000C **\$15.<sup>41</sup>** each



FRAS-LE (Midland)  
 Best Pad Hoglund Sells



HYD DISC Part Number: ESD769 **\$87.<sup>00</sup>**

HYD DISC Part Number: ESD786A **\$91.<sup>00</sup>**

AIR DISC Part Number: ESD1203 **\$148.<sup>67</sup>**

AIR DISC Part Number: ESD1311 **\$148.<sup>67</sup>**

AIR DISC Part Number: ESD1312 **\$148.<sup>67</sup>**

**Buy 10 sets on one invoice & receive 10% off**

**Meritor Air Drum**

Part Number: XK2124707QPMB **\$44.<sup>00</sup>**

Part Number: XK2124702QP **\$40.<sup>00</sup>**



800.866.3104

## HOGLUND EXCLUSIVE

**Mirror Knob Kit - p/n: 6X30KB** **\$6.<sup>87</sup>** ea.

Kit allows drivers to adjust their 6 x 30 or 10 x 30 mirror before route



Fresh air vent cover for driver warmth. **\$16.<sup>59</sup>** ea.

Part Number: CE-FAC

**WINTERFRONTS** **\$103.<sup>04</sup>** ea.



Full Cover Winterfront  
 Part Number: CEWF-FULL  
 (Includes snaps and instructions)

- Improved heating
- Extends over bumper
- Improves fuel economy in cold weather
- Engine maintains operating temperature efficiently
- Improves cold weather operation under 15° F



Stretch your parts dollars with these special offers!

Our Parts Department carries an extensive inventory of "all makes" products and can supply everything needed to keep your vehicles running smoothly.