

INSIDE THIS ISSUE:

- New & Used Inventory
- Parts Specials
- Service Information
- Service Special

Iowa Sales Team

Marc Steele (Northern IA)

C: 641.512.3854

E: marcsteele@hoglundbus.com

Brian Glenney (Central IA)

C: 641.751.4365

E: brianglenney@hoglundbus.com

Danny Thede (Southern IA)

C: 641.750.6428

E: danny.thede@hoglundbus.com

DIRECT LINES:

Sales: 800.866.3105

Parts: 800.866.3104

Service: 877.752.4733

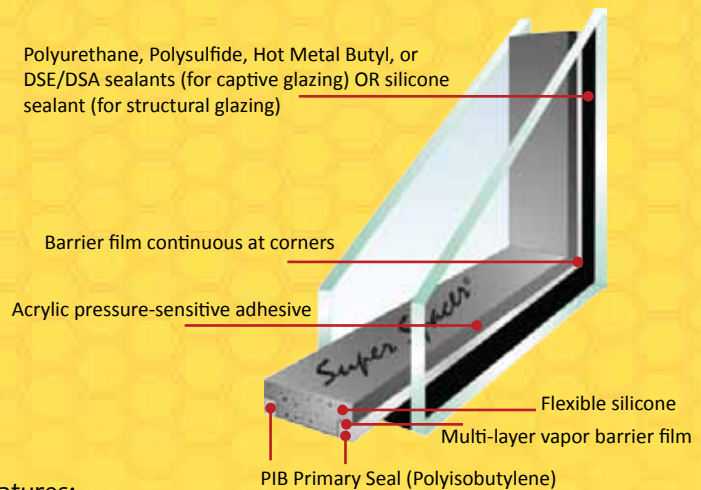
Tech Line: 763.271.2982



www.hoglundbus.com

SUPER SPACER® TriSeal™

New storm windows are currently in production at IC Bus. Super Spacer® TriSeal™ is a flexible, silicone spacer designed to satisfy the toughest commercial glazing demands including silicone structural glazing. Its unique triple-seal design incorporates an inner acrylic adhesive seal for immediate unit handling. TriSeal™ comes complete with a polyisobutylene primary seal for enhanced gas retention and low moisture vapor transmission. The silicone seal provides proven structural performance.



Features:

- Unique triple seal design
- Inner acrylic adhesive seal for immediate unit handling
- Complete with polyisobutylene primary seal
- Excellent durability for sustainable performance

Benefits:

- Optimized energy savings and structural strength against wind and snow loads
- Low moisture-vapor transmission
- Enhanced environmental comfort and health near windows
- Excellent condensation resistance, mold resistance and color stability
- Excellent durability for sustainable performance
- Added value and differentiation

OnCommand Parts & Service Portal

OnCommand Parts & Service Information provides technicians access to the most up-to-date, VIN-based service and parts information. It's an invaluable centralized source of essential service information to help improve vehicle repairs and maintenance, repair shop efficiency, technical knowledge and vehicle uptime.

Features and Benefits:

- With a subscription, technicians can gain real-time, up-to-date VIN-based service and parts information
- Locate technical information by major component group, model, vendor, engine and feature code
- Service manuals and bulletins are illustrated and include repair, overhaul, troubleshooting tips and diagnostic information
- Access to iKNOW technical database to search service articles by entering symptom terms and/or descriptions

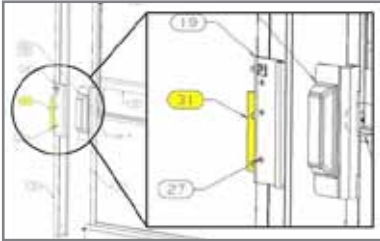
With a login, you will have access to OnCommand's service and parts portal. If you would like to sign up for this fee-based service portal, please contact Cassie Angell at 763.271.2973, mnpartscoord@hoglundbus.com.

Side Emergency Exit Windows Latch Shim

Applies to: BE, CE, FE and RE School Bus with Vertical Hinge Side Emergency Windows

Description: Activation or arming of the emergency exit alarm during operation of a unit may be the result of insufficient window latch clamp load. Installing a shim as shown below will increase the closing pressure and latch retention. Issue verification should include verifying the condition is related to the window latch retention and not a switch or circuit issue. This issue is typically not found on all vertical hinge emergency windows and should only be used if required. Prior authorization from your area Customer Support Engineer (CSE) is required for warranty reimbursement. Windows produced after June 2009 have the shim installed during production.

Reference: iKNow Article IK2200096



Resolution:

Install the shim shown in the picture

Parts Information:

Part #:	Description:	Qty.
2228202C1	Shim	1 per latch
430530001	Rivet (.250" x .080" x .625" Grip)	2 per latch

March Service Special

\$349.⁰⁰

Service includes:

Installation of any four camera system for all school bus makes.

* Camera system sold separately

Bus, Passenger Window Plastic Guide

Applies to: BE, CE, FE and RE Bus Models Built Prior to August 18, 2011

Reference: iKNow Article IK2200060

Description: Passenger split sash windows that are hard to slide and exhibit latching issues may have the plastic slide broken loose and out of position causing the window to bind. **Note:** Windows should be closed using both hands and closed with sufficient pressure applied to compress the upper seal allowing both latches to fully engage the side extrusion. Alternate methods used to close the passenger windows can result in damaged latch tips or an appearance of a crooked window.

SYMPTOMS Windows that are hard to slide up and down • Windows that appear to be out of square • Windows that only latch on one side

Troubleshooting In some cases, visual inspection of the split sash track will allow you to see the plastic guide protruding out past the bottom of the split sash.



The plastic guide protruding out the bottom of the sliding sash

To repair windows with the plastic guide visible as shown to the left, remove the window assembly and disassemble window frame to remove the sliding sash.




Above photo shows the plastic guide in the original position.



Above photo shows the plastic guide loose and out of position.

RESOLUTION

Remove plastic guide and remove any loose adhesive from the plastic slide and extrusion. Remove the inner assembly screw from the top part of the extrusion



The plastic guide will be repositioned allowing the assembly screw to retain the guide. Position the plastic guide end approximately centered between the removed screw and the remaining screw. Mark the plastic guide in preparation of drilling.



Drill a 3/16" hole in the plastic guide.



Reinstall the guide and assembly screw. Reassemble window and reinstall.

Front Line Tech Support



We invite you to contact our Tech Helpline with any technical or training questions you may have.

Doug Yager

D: 763.271.2982 • C: 763.350.2597

E: service@hoglundbus.com

MOBILE SERVICE AVAILABLE

Hoglund offers Mobile Service throughout Minnesota and parts of Iowa. Contact Tom Paulson for details and to schedule a service call.

Tom Paulson

D: 763.271.2962

E: mobileadvisor@hoglundbus.com

WARRANTY SUPPORT

We invite you to contact our Warranty Department with any questions you might have.

Brian Tesmer

D: 763.271.2978

E: brian.tesmer@hoglundbus.com

NEW BUS INVENTORY

PASS	YEAR	SPEC	MAKE	ENGINE	BRK
14	2017	1743	Transit	Ford	H
44+	2017	1705	IC - CE	ISB/240	A
65	2017	1706	IC - CE	ISB/240	A
65	2017	1703	IC - CE	ISB/240	A
77	2017	1708	IC - CE	ISB/250	A
77	2017	1733	IC - CE	ISB/240	A
84	2017	1740	IC - RE	MXDT/285	A
77	2017	1744	IC - CE	ISB/250	A
65	2017	1755	IC - CE	ISB/240	H
65	2018	1802	IC - CE	Propane/270	A
65	2018	1803	IC - CE	ISB/240	H
65	2018	1805	IC - CE	ISB/240	A
77	2018	1801	IC - CE	Propane/270	A
77	2018	1804	IC - CE	ISB/240	A

TRADE SHOWS

3/25 - 3/26 - NSBA - National School Boards Association, Colorado Convention Center, Denver

* If you're headed to Denver, Hoglund Bus Co., Inc. will be at NSBA for the first time.

Visit us at Booth #442!



USED BUS SPOTLIGHT



\$3,870

File: 23226BI
 Year: 1994
 Make: Chevy
 Pass: 59
 Odometer: 140,795
 Engine: 6.0L
 Fuel: Gasoline
 Brake: Hydraulic

USED BUS INVENTORY

PASS	YEAR	MAKE	ENGINE	BRK	ODO
Large Conventional Buses 65 to 77 Passenger					
71	2014	IC	MXDT/245	A	47,434
71	2014	IC	MXDT/245	A	45,887
65	2014	IC	MX7/240	H	40,393
65	2014	IC	MXDT/260	A	39,046
65	2014	IC	MXDT/260	A	31,639
65	2014	IC	MXDT/260	A	29,461
65	2014	IC	MXDT/245	A	54,037
65	2014	IC	MXDT/245	A	55,008
65	2014	IC	MXDT/245	A	48,803
65	2014	IC	MXDT/230	H	30,620
65	2014	IC	MXDT/230	A	42,237
65	2014	IC	MXDT/230	A	43,805
65	2014	IC	MXDT/230	A	45,094
65	2014	IC	MXDT/230	A	42,246
65	2014	IC	MXDT/230	A	38,902
65	2014	IC	MX7/240	A	32,509
65	2014	IC	MX7/240	A	36,331
65	2014	IC	MX7/260	A	38,275
65	2013	IC	MX7/220	A	40,483
65	2011	IC	MX7/215	A	84,229
65	2011	IC	MX7/215	A	56,262
65	2010	IC	MX7/215	A	73,225
65	2010	IC	MX7/215	A	78,219
77	2008	Frtl	Merc/210	A	95,059
71	2008	Frtl	Cat C7/210	A	109,247
10 - 64 Passenger Buses					
59	2012	IC	MX7/220	A	45,107
18	2010	Chev	Diesel	H	80,000
59	2008	TH	Merc/190	H	58,872
Special Needs & Lift Buses					
45+	2017	IC	ISB/250	A	2,696
44+	2014	IC	MXDT/230	A	31,801
46+	2007	BB	CAT C7	A	132,846



Save the Date for IPTA's Regional Meetings!
 Check out their website for sign up! www.4IPTA.org

Dates and City Locations:

April 4th - April 6th LeMars, Harlan, Creston
 April 11th - April 13th Waverly, Maquoketa, Fairfield
 April 18th - April 20th Mason City, Fort Dodge, Newton



2017 IC BUS UNIVERSITY TRAINING SCHEDULE

- June 12 - 16
- July 10 - 14
- June 26 - 30
- August 7 - 11

Training will be held at the Training Center at the Tulsa Bus Plant. It includes a Tulsa bus plant tour and comprehensive training on parts, service and maintenance.

Contact your Hoglund Bus Co. representative for more information, registration and cost.

Return Service Requested



PARTS SPECIALS

WELDON SUPPLEMENTAL WARNING LIGHT



Part #: W3200-00-11

\$329.75 ea.

Mounting Spec Guidelines:

- May not be mounted directly to either the front or rear bumper
- Must meet inspector approval
- Rear location: 1" - 3" above the bumper, with a maximum of 4" above the bumper; at least 1" inboard from the outside edge of the bus, but left and right of the emergency door; must sit horizontally rather than vertically; the lens of the light must be approximately perpendicular to the ground and to the outside edge of the bus body.
- Front location is dependent on the hood design: must locate somewhere between the outer edge of the grill opening and the outer edge of the headlight(s); must sit horizontally rather than vertically; the lens of the light must be approximately perpendicular to the ground and to the outside edge of the bus body.
- Must be a four light system (two front, two rear).



Rosco Vision Systems SAFE-T-SCOPE 360

Rosco Vision Systems will be launching a new 360° surround camera system called Safe-T-Scope 360™. This system has the proven reliability of the Safe-T-Scope Series cameras with the 360° coverage of the vehicle.

- 4 cameras each with 185° field of vision allows the driver to see everything around the vehicle
- Increase driver awareness
- Provide visual coverage of blind zones that are pertinent to large vehicles
- Reduce risk of collisions with vulnerable road users
- Provides clear vision on sides of vehicles for narrow roadways
- Expanded side vision when reversing into a blind zone.



Our Parts Department carries an extensive inventory of "All Makes" products and can supply everything needed to keep your vehicles running smoothly. Our goal is to make ordering parts as easy as possible!

800.866.3104

To sign up for weekly parts specials, email marketing@hoglundbus.com

Stretch your parts dollars with these special offers!